

Contents

1 Headline Chart / Gender Breakdown

All Destinations

All Destinations by Gender

2 FTE Breakdown & Residency

FTE Breakdown by Institution Type

FTE Breakdown by Course (In/Out of Borough)

Residency Breakdown of young people in education

3 FTE Institutions

FTE Breakdown by Institution (In Borough)

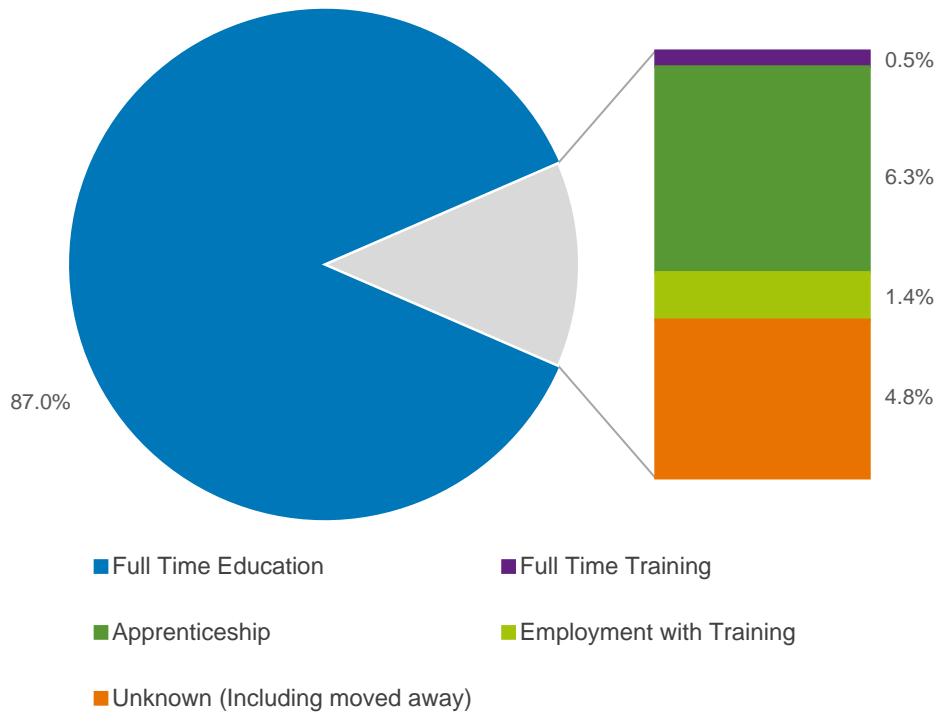
FTE Breakdown by Institution (Out of Borough)

4 FTE by Subject (CRCI)

Breakdown of subjects studied by young people in full-time education

5 Glossary

All Destinations



		2019 School Leavers	%	Male	
Meeting the Duty to Participate (RPA)	Full Time Education	180	87.0%	180	87.0%
	Full Time Training	1	0.5%	1	0.5%
	Apprenticeship	13	6.3%	13	6.3%
	Employment with Training	3	1.4%	3	1.4%
	Working Towards Participation	0	0.0%	0	0.0%
	Total	197	95.2%	197	95.2%
Not Meeting the Duty to Participate	Temporary Break from Learning	0	0.0%	0	0.0%
	Employment without Training	0	0.0%	0	0.0%
	Not Settled (Active in the Labour Market)	0	0.0%	0	0.0%
	Not Settled (Not Active in the Labour Market)	0	0.0%	0	0.0%
	Unknown (Including moved away)	10	4.8%	0	0.0%
	Total	10	4.8%	0	0.0%
GRAND TOTAL		207	100%	197	95.2%

Hurstmere School

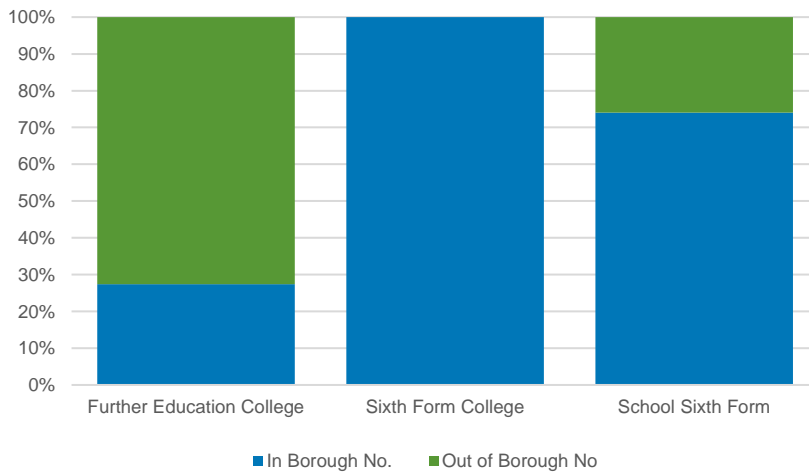
Activity Survey

Year 11 Leavers 2019

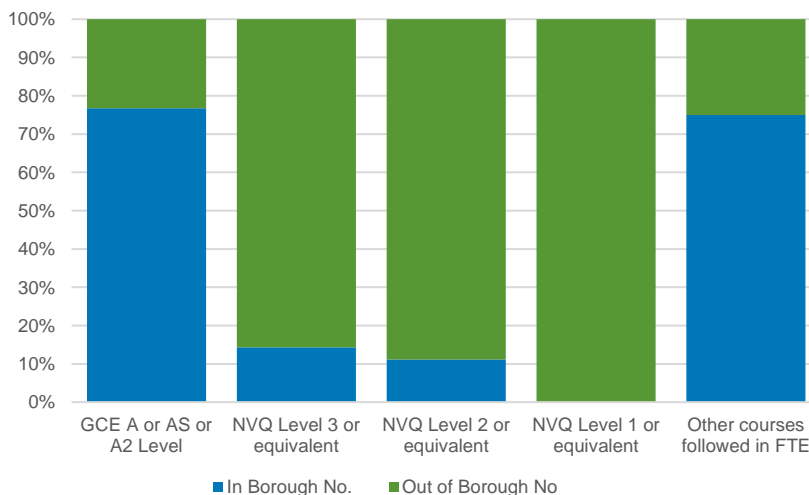
FTE Breakdown by Institution Type	In Borough		Out of Borough		Total	
	No.	%	No.	%	No.	%
Further Education College	20	11.1%	53	29.4%	73	40.6%
Sixth Form College	3	1.7%	0	0.0%	3	1.7%
School Sixth Form	77	42.8%	27	15.0%	104	57.8%
Repeating Year 11	0	0.0%	0	0.0%	0	0.0%
Educated at Home	0	0.0%	0	0.0%	0	0.0%
Custodial	0	0.0%	0	0.0%	0	0.0%
Total	100	55.6%	80	44.4%	180	100.0%

Residential Breakdown	No. of Students	% of Students
Bexley	177	89.8%
Bromley	8	4.1%
Greenwich	8	4.1%
Kent	4	2.0%
Total	197	100%

*Residency breakdown of young people as at 1st November 2019



FTE Breakdown by Course	In Borough		Out of Borough		Total	
	No.	%	No.	%	No.	%
GCE A or AS or A2 Level	76	42.2%	23	12.8%	99	55.0%
NVQ Level 3 or equivalent	4	2.2%	24	13.3%	28	15.6%
NVQ Level 2 or equivalent	2	1.1%	16	8.9%	18	10.0%
NVQ Level 1 or equivalent	0	0.0%	11	6.1%	11	6.1%
GCSE course	0	0.0%	0	0.0%	0	0.0%
Other courses followed in FTE	18	10.0%	6	3.3%	24	13.3%
Total	100	55.6%	80	44.4%	180	100.0%

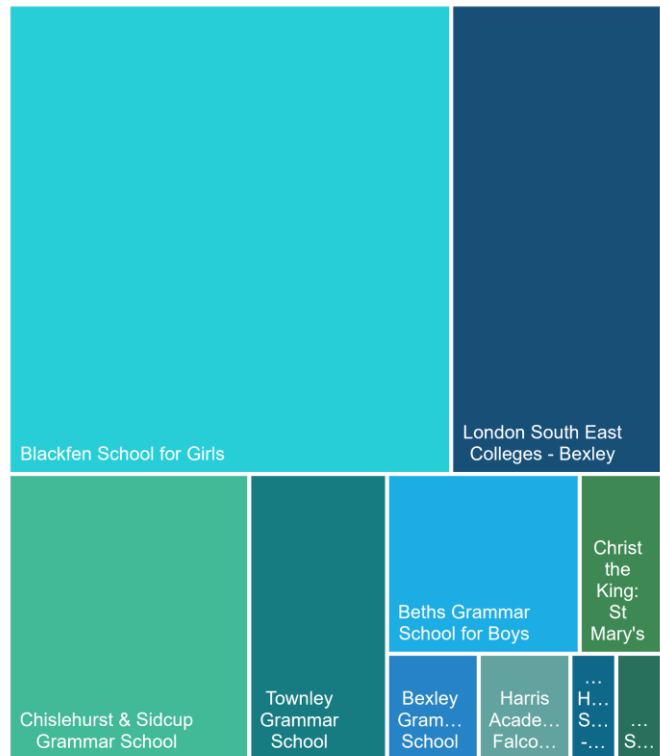


Hurstmere School

Activity Survey

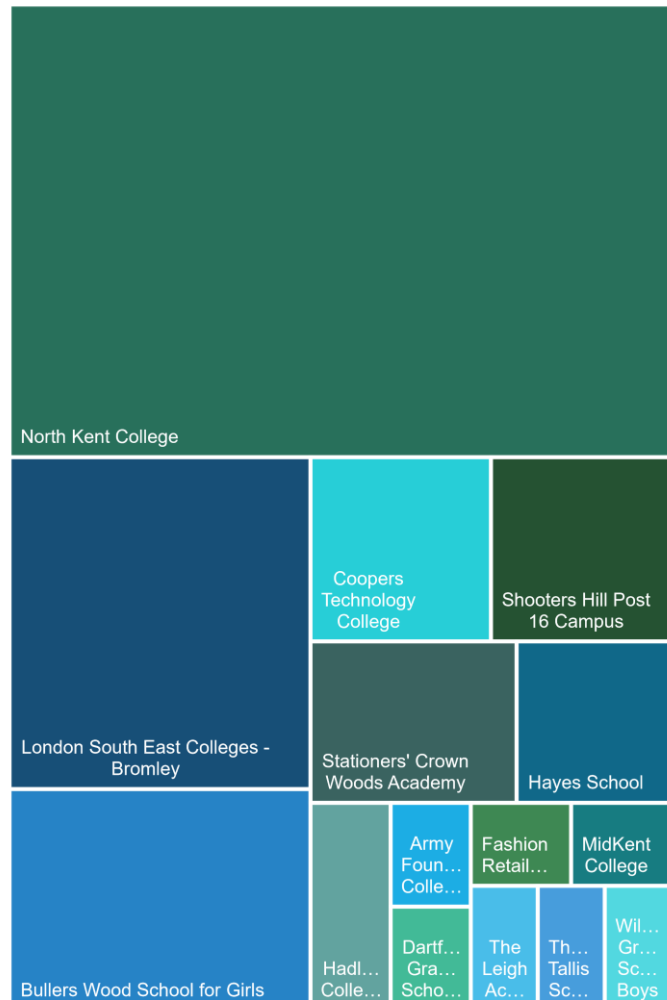
Year 11 Leavers 2019

FTE Breakdown by Institution (In Borough)	No. of Students	% of Students
Beths Grammar School for Boys	7	7.0%
Bexley Grammar School	2	2.0%
Blackfen School for Girls	42	42.0%
Chislehurst & Sidcup Grammar School	14	14.0%
Christ the King: St Mary's	3	3.0%
Harris Academy Falconwood	2	2.0%
King Henry School - (Formally Erith School)	1	1.0%
London South East Colleges - Bexley	20	20.0%
Townley Grammar School	8	8.0%
Welling School	1	1.0%
Total	100	100.0%



FTE Breakdown by Institution (Out of Borough)	No. of Students	% of Students
Army Foundation College	1	1.3%
Bullers Wood School for Girls	8	10.0%
Coopers Technology College	4	5.0%
Dartford Grammar School for Girls	1	1.3%
Fashion Retail Training Academy	1	1.3%
Hadlow College	2	2.5%
Hayes School	3	3.8%
London South East Colleges - Bromley	12	15.0%
MidKent College	1	1.3%
North Kent College	36	45.0%
Shooters Hill Post 16 Campus	4	5.0%
Stationers' Crown Woods Academy	4	5.0%
The Leigh Academy	1	1.3%
Thomas Tallis School	1	1.3%
Wilmington Grammar School Boys	1	1.3%
Total	80	100.0%

Institutions that have been merged into larger groups or have multiple campuses will only be listed once, and will be shown at the location of the main campus.



Hurstmere School

Activity Survey

Year 11 Leavers 2019

FTE Breakdown by subject (CRCI)	No of Young People	%
Accounting and Finance	2	1.1%
Animal Care and Veterinary Services and Equine	2	1.1%
Arts, Fine Arts, Crafts and Design	4	2.2%
Business Management	5	2.8%
Construction, Building Services and Crafts	26	14.4%
Dance and Music	4	2.2%
Developing IT Systems / ICT for Users	2	1.1%
Dramatic / Performing Arts	1	0.6%
Engineering and Manufacturing Technologies	4	2.2%
Fashion	1	0.6%
Hospitality and Catering	1	0.6%
IT, ICT and Electronic Services	1	0.6%
Media, Publishing and Communication	5	2.8%
Motor Vehicle and Transportation	4	2.2%
Public Services	2	1.1%
Specific Academic Courses	99	55.0%
Specific Vocational Courses	6	3.3%
Sport, Leisure and Recreation	10	5.6%
Technician and Professional	1	0.6%
TOTAL	180	100.0%



Students undertaking AS levels/ GCSEs or International Baccalaureate are counted in 'Specific Academic Courses'.

Glossary

For Annual Activity Survey purposes destinations are grouped as follows:				For Annual Activity Survey Purposes courses are grouped as follows:	
RPA	Sub Group	Destination	DFE Activity Code	Course Level	Specific Course
Meeting the Duty to Participate (In Learning)	Full time Education	School Sixth Form (Year 12)	210	A Levels	AS Levels
		Sixth Form College	220		International Baccalaureate
		FE College	230	NVQ Level 3 or Equivalent	BTEC Level 3
		Repeating Year 11	270		NVQ Level 3
		Educated at Home	270	NVQ Level 2 or Equivalent	BTEC Level 2
		LDD only - Independent Specialist Provider (ISP)	280		CACHE Certificate
		Custodial Institution (Juvenile Offender 16/17)	290		City & Guilds
	Full time Training	EFA/SFA funded training (not employed)	410	NVQ Level 1 or Equivalent	NVQ Level 2
		Non - EFA/SFA funded training (eg private training)	430		BTEC Level 1
		EFA / SFA Traineeship	450		Foundation Learning
		LDD Supported Internship	460		NVQ Level 1
	Apprenticeship	Apprenticeship	310	GCSE	GCSE
	Employment with Training	Employment with accredited training	320	Other Courses followed in FTE	Access Course
		Self Employment (with part-time study)	381		Basic Skills
		Working not for Reward (with part-time study)	550		Entry Level
	Working Towards Participation	Re-Engagement activities	530		ESOL
		NEET - Start date agreed for RPA Compliant Destination	616		Pre Entry Level
	Not meeting the Duty to Participate	Temporary Break from Learning	Supporting Family - Teenage Parent		630
			Illness	640	
			Pregnant	650	
Employment without training		Employment without Training	330		
		Employment with non-accredited / in house training	340		
		Temporary Employment	350		
		Self Employed (no training)	380		
Not Settled (Active)		Part-time education	250		
		Part-time Employment	360		
		Working not for Reward (no part-time study)	540		
		NEET - Start date agreed for non-RPA compliant Destination	615		
		Unemployed - Not ready for work or learning	610		
		Unemployed - Seeking education, employment or training	619		
Not Settled (not Active)		Supporting Family - Young Carer	620		
		Not available - Religious Grounds	660		
		Never Economically Active	670		
		Not Available - other	680		
No Response		Unknown	810		
Moved		Moved Away (YP no longer living in West London)	820		
Refused		Refused to disclose activity	830		

Acronym	Description
NEET	Not In Education, Employment or Training
EET	Education, Employment or Training
FTE	Full-time Education
CRCI	Connexion (Careers) Resource Centre Index